

Coos County Data

Kids Count 2019

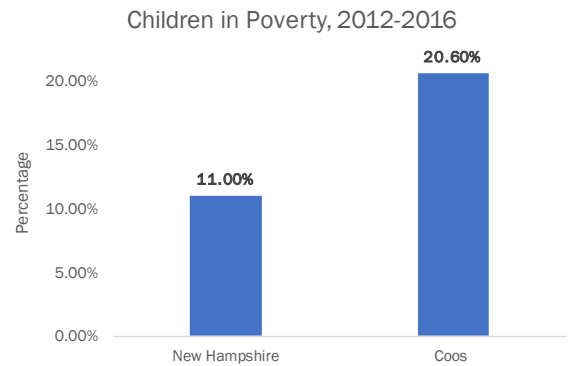
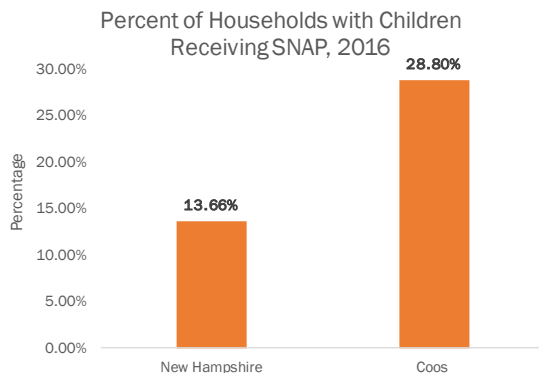
What to Look for in the Data:

Access to high quality early education helps develop strong social and emotional skills in children setting the stage for future success. In New Hampshire, enrollment in public preschool differs drastically among counties, leading to a gap in opportunity among our young children depending on where they live.

Home visiting programs in New Hampshire can only serve a fraction of those who would benefit due to eligibility and funding restrictions. Home visiting programs are proven to improve maternal and child health outcomes, family economic self-sufficiency, school readiness and reduce child maltreatment.

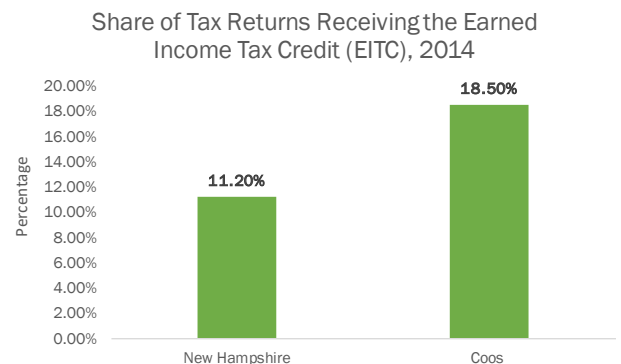
Twenty-three percent of NH adolescents have used marijuana at least once in the last thirty days, which can have long-term, negative impacts on brain development.

Indicators of Economic Security



Supplemental Nutrition Assistance Benefits (SNAP, formerly known as food stamps), provides a monthly benefit to eligible households enrolled in the program, enabling participants to purchase food items from authorized vendors.

The EITC is a federal program aimed at encouraging work and subsidizing earnings among low- to middle-income families, particularly those with children, by providing cash in the form of a tax credit.



County Level Data - Coos

For further explanation of indicators, visit datacenter.kidscount.org.

Family Structure Among Families with Children Under Age 18, 2012-2016

	All Families with Children	Married-Couple Families	Single-Father Headed	Single-Mother Headed
Number	3,017	1,785	363	869
Percentage	100%	59.2%	12%	28.8%

Median Family Income by Family Type, 2012-2016

	All Families with Children	Married-Couple Families	Single-Father Headed	Single-Mother Headed
Estimate	\$52,750	\$74,349	\$31,406	\$22,664

Share of Homes that Are Cost-Burdened, 2012-2016

	Rented Homes	Owned with Mortgage	Owned Outright
Percentage	41%	31.9%	17.9%

Public School Enrollment in Preschool and Kindergarten, 2017

	Preschool	Kindergarten
Number	69	286

Fourth and Eighth Grade Math and Reading Proficiency, 2016-2017

	Fourth Grade	Eighth Grade
Math	55.3%	46.9%
Reading	48.5%	54.5%

Math and Reading SAT Score Proficiency, 2017

	Math	English, Reading, and Writing
Proficiency Rating	42.6%	62.1%

Premature Births and Delayed Prenatal Care, 2016

	Premature Births (Before 37 weeks gestation)	Delayed Prenatal Care (First prenatal visit less than 90 days before birth)
Percentage	6.5%	3.2%

Children's Health Insurance Coverage by Type, 2012-2016

	Public	Private	Combination	No Insurance
Percentage	53.2%	40.3%	2.7%	3.8%

Substantiated Child Maltreatment Victims, FFY 2016

	Total Population under 18	Child Maltreatment Victims
Number	5,588	46
Rate per 1,000	-	8.6

Children in Out-of-Home Placements, FFY 2016

	Total Population under 18	Children in Out-of-Home Placements
Number	5,588	63
Rate per 1,000	-	11.8

Families Served by Maternal Infant Early Childhood Home Visiting Program, 2015-2017

	Participants in MIECHV	Children Served	Home Visits
Number	41	32	488

Youth Past 30 Days Substance Use, 2017

Youth response to the question "During the past 30 days, on how many days did you have at least one drink of alcohol, use an electronic vaping product, smoke at least one cigarette, or use marijuana.?"

	Alcohol	Vaping	Smoking	Marijuana	Prescription Drug
Number	302	172	88	195	71
Percentage	34.9%	20.5%	9.6%	21.7%	9.9%

Youth Lifetime Substance Use, 2017

Youth response to the question "During your life, how many times have you used heroin/methamphetamines?"

	Heroin	Methamphetamines
Number	19	13
Percentage	1.8%	1.2%

Parental Discussion about Substance Use, 2017

Youth response to the question "During the past 12 months, have you talked to at least one of your parents about the dangers of alcohol, tobacco, or drug use?"

	Yes	No	Not Sure
Number	374	434	71
Percentage	42.5%	49.3%	8.2%

Policy Recommendations:

Implement a state-funded early education program to ensure access to high quality preschool to all children in New Hampshire.

Expand access to home visiting programs by expanding eligibility and increasing funding to existing programs.

Invest in evidence-informed substance misuse prevention programs to promote adolescent wellbeing and reduce state costs on substance misuse.

SOURCES

U.S. Census, American Community Survey, 2012-2016

Brookings 2016

IRS 2014

New Hampshire Department of Education

NOTE: Enrollment as of October 1, 2017

New Hampshire Department of State, Division of Vital Records

New Hampshire Department of Health and Human Services, U.S.

Census Population Estimates

NOTE: The population under age 18 is as of July 1, 2016

Youth Risk Behavior Survey

2016 U.S. Census Population Estimates

NOTE: Race-ethnicity categories are mutually exclusive; Data only available for youth under age 20



CONTACT US

New Futures

100 N Main St, Suite 400

Concord, NH 03301

Phone: (603) 225-9540

Facebook & Twitter: @NewFuturesNH

www.new-futures.org